

GB Series Final Standings 2023

Male Under 14 Top Three		
Name	Club	Points
Aiden Grant	Huntly	250
Harry Townsend	CBNSC	229
Findlay Taylor	Huntly	169

Female Under 14 Top Three		
Name	Club	Points
Annabelle Medler	Huntly	200
Gwen Somerset	Huntly	171
Phoebe Sykes	Huntly	166

Male Under 18 Top Three		
Name	Club	Points
Rasmus Ipsen	Huntly	240
Ewan Mcadam	Fife	240
Danny Hamilton	LRNSC	217

Female Under 18 Top Three		
Name	Club	Points
Elsbeth Cruickshank	Huntly	250
Sophie Forth	Huntly	135
Isla Birch	BBU	132

Male Senior Top Three		
Name	Club	Points
Grzegorz Fijalkowski	CBNSC	240
Martin Watkins	WBNSC	230
Jason James	RAF	203

Female Senior Top Three		
Name	Club	Points
Beata Nowok	CBNSC	250
Marketa Hamilton	LRNSC	221
Hannah McHugh	Fife	219

Male Veteran Top Three		
Name	Club	Points
Martin Watkins	WBNSC	230
Marek Pasterny	LRNSC	196
Steve Perry	RAF	195

Female Veteran Top Three		
Name	Club	Points
Beata Nowok	CBNSC	250
Marketa Hamilton	LRNSC	221
Nicola Rennet	RAF	87

Male Super Veteran Top Three		
Name	Club	Points
Martin Watkins	WBNSC	230
Chris Richards	LRNSC	134
Adam Pinney	LRNSC	103

Female Super Veteran Top Three		
Name	Club	Points
Mary Wray	LRNSC	80
Glennis Dore	LRNSC	78

Para Athletes Top Three		
Name	Club	Points
Steven Currie	Fife	195
Steve Arnold	GB Para	50

The points listed in the tables above are the total of their best five results (provided they have raced in both England and Scotland). If they have not raced in both countries, then the points listed in the tables above are the total of their best four results or fewer.

 = Category winner 2023

GB Series 2023 – Details

Races:

Hayes, 16th April, 12-6-3 km free, training wheels
Huntly, 27th May, free sprints
Rhynie, 28th May, Clash hill climb, classic, any rollers with ratchet
Leeds, 18th June, 15 km free - British Championship
Hayes, 25th June, 12-6-3 km classic, Swenor No. 2 wheels or no quicker
Hayes, 23rd July, 24-12-6 free, training wheels
Fife, 5th August, 1.6 / 3.2 / 6.4 / 9.6 km mass start, free
Huntly, 9th September, 3.5/5.4/7.1 km free
Glenmore, 10th September, Cairngorm Hill Climb, free technique
Hayes, 8th October, 24-12-6 km classic

Participants to date:

U14 male	23
U14 female	15
U18 male	17
U18 female	5
Senior male	43
Senior female	15
Para	2
Total	120

Male Under 14s

Pos.	Name	Club	Category	Race 1 Hayes	Race 2 Huntly	Race 3 Clash	Race 4 Leeds	Race 5 Hayes	Race 6 Hayes	Race 7 Fife	Race 8 Huntly	Race 9 Glenmore	Race 10 Hayes	Total points
1	Aiden Grant	Huntly	U14		50	50				50	50	45	50	250
2	Harry Townsend	CBNSC	U14		45	45	50				39	50		229
3	Findlay Taylor	Huntly	U14		40	40				45	42	42		169
4	Luke Gilliland	Huntly	U14		42	42					36	39		159
5	James Taylor	Huntly	U12		39	39				42	38	38		158
6	Lucas Evans	LRNSC	U14	45				50					45	140
7	Noah Barnes	LRNSC	U14	50				45					42	137
8=	Michael Jarratt	U/A	U14			38	42	42						122
8=	Euan Shannon	Huntly	U14							40	42	40		122
10	Alexander Evans	LRNSC	U14	40				40					38	118
11	Lucas Rhodes	BBU	U14				45				34	35		114
12	Joshua Higginbottom	Huntly	U12							39	37	36		112
13	Lorcan Morrison	Fife	U14							38	32	37		107
14	Adam Juhasz	LRNSC	U14						50				40	90
15	Daniel Limond	Huntly	U12		38						35			73
16	Aaron Johns	U/A	U14								33	34		67
17	Hamish Ball	Fife	U14								45			45
18	Xavier Railton	LRNSC	U14	42										42
19	Jonas Schneider	Hyde Park	U12										39	39
20	Cillean Morrison	Fife	U12							37				37
21	Sullivan Crossley	Fife	U12							36				36

10 October 2023

GB Series Final Standings

22	Luke Gilliland	Huntly	U14							35				35
23	Ciaran Grant	Huntly	U10								31			31



= Category winner 2023






= Scottish race



= Race points not counting towards best four or five results

Female Under 14s

Pos.	Name	Club	Category	Race 1 Hayes	Race 2 Huntly	Race 3 Clash	Race 4 Leeds	Race 5 Hayes	Race 6 Hayes	Race 7 Fife	Race 8 Huntly	Race 9 Glenmore	Race 10 Hayes	Total points
1	Annabelle Medler	Huntly	U14		50	50				50	50	50		200
2	Gwen Somerset	Huntly	U14			42				42	42	45		171
3	Phoebe Sykes	Huntly	U14			45				37	42	42		166
4	Ella Ford	Hyde Park	U14					50	50				50	150
5	Lois Simpson	Huntly	U14		42					38	39			119
6	Eilidh Shannon	Huntly	U12							39	38	40		117
7	Astrid Ipsen	Huntly	U14							45	45			90
8=	Emma Juhasz	LRNSC	U14						45				42	87
8=	Beatrice Evans	LRNSC	U14	42									45	87
10=	Carys Simpson	Huntly	U14		45					40				85
10=	Olivia Stasik	LRNSC	U14	45									40	85
12	Sophia Moxon	U/A	U14					45					39	84
13	Isabella Stirling	Huntly	U12		40						37			77
14	Karenze Corpez	LRNSC	U14	50										50
15	Imogen Taylor	Huntly	U12		39									39

	= Category winner 2023
	= Scottish race
	= Race points not counting towards best four or five results

Male Under 18s

Pos.	Name	Club	Category	Race 1 Hayes	Race 2 Huntly	Race 3 Clash	Race 4 Leeds	Race 5 Hayes	Race 6 Hayes	Race 7 Fife	Race 8 Huntly	Race 9 Glenmore	Race 10 Hayes	Total points
1=	Rasmus Ipsen	Huntly	U16		50	45	50			50	45	45		240
1=	Ewan Mcadam	Fife	U16		45	50	45			45	50	50		240
3	Danny Hamilton	LRNSC	U18	45			38	45	50		38	39		217
4	Jack Somerset	Huntly	U18		39	40	42				42	42		205
5	Jack Rauscher	Fife	U16		38	38	39			42	40	40		199
6	Hugh Gilliland	Huntly	U16		35					39	56	38		168
7	Ellis Simpson	Huntly	U16		37	37				40	39			153
8	Merlin Watts	BBU	U16				37				37	35		109
9	Jack Fagan	BBU	U16				36				33	36		105
10	Ed Prentice	BBU	U16				35				32	37		104
11	Toby Dunnet	LRNSC	U18	42				50						92
12	Logan Duncan	Huntly	U18		42	42								84
13	Jakob Ipsen	Huntly	U18		40	39								79
14	Robert Bate	Huntly	U16		36						35			71
15	Oliver Hill	WBNSC	U18	50										50
16	Lewis Buchallet	LRNSC	U18				40							40
17	Ben Kedward	Huntly	U16								34			34

	= Category winner 2023
	= Scottish race
37	= Race points not counting towards best four or five results

Female Under 18s


Pos.	Name	Club	Category	Race 1 Hayes	Race 2 Huntly	Race 3 Clash	Race 4 Leeds	Race 5 Hayes	Race 6 Hayes	Race 7 Fife	Race 8 Huntly	Race 9 Glenmore	Race 10 Hayes	Total points
1	Elsbeth Cruickshank	Huntly	U16		50	50	50			50	50	50		250
2	Sophie Forth	Huntly	U16		45	45				45				135
3	Isla Birch	BBU	U18				42				45	45		132
4	Rebecca Dargie	CBNSC	U16		42	42						42		126
5	Charlotte Mincher	BBU	U18				45							45

	= Category winner 2023
	= Scottish race
37	= Race points not counting towards best four or five results

Senior, veteran and super-veteran male combined

Pos.	Name	Club	Category	Race 1 Hayes	Race 2 Huntly	Race 3 Clash	Race 4 Leeds	Race 5 Hayes	Race 6 Hayes	Race 7 Fife	Race 8 Huntly	Race 9 Glenmore	Race 10 Hayes	Total points
1	Grzegorz Fijalkowski	CBNSC	Senior	50	40	39	50		45	40	45	45	50	240
2	Martin Watkins	WBNSC	SV60+	42	39	45	45	45	50	38	40	40	45	230
3	Jason James	RAF	Senior		38	36	40	50				39		203
4	Marek Pasterny	LRNSC	V40+	40	36	37	39		40	37	39		38	196
5	Steve Perry	RAF	V40+		37	38	38	42					40	195
6	Cameron Cruickshank	Huntly	Senior		45	40				45	50			180
7	James Slimon	U/A	Senior		42	42				42		50		176
8	Beinn Horsfall	BNDS	Senior		50	50				50				150
9	Kieran Jarratt	RAF	V40+			35	36	36					36	143
10	Dave Horsley	Huntly	V40+		34	33				34	36			137
11	Chris Richards	LRNSC	SV60+	31				35	35				33	134
12	Jordan Andrews	Hyde Park	Senior				42	39					42	123
13	Chris Chamberlin	LRNSC	V40+	37				40	42					119
14	Billy Hodgson	RAF	Senior							36	37		39	112
15	David Palmer	LRNSC	V40+					34	38				34	106
16	Grzegorz Stasik	LRSNC	V40+	36					39				30	105
17	Simon Bate	Huntly	V40+			32				35		37		104
18	Adam Pinney	LRNSC	SV60+	32				37	34					103
19	Angus MacLean	Huntly	Senior		35	31				33				99
20	Greg Barnes	LRNSC	V40+	29				33					32	94
21	Peter Drew	LRNSC	V40+						37				37	74

22	Roger Homyer	Huntly	SV60+			34						38		72
23	Aaron Beaudin	LRNSC	Senior						36				31	67
24	Anders Soderback	LRNSC	V40+	30					33					63
25	Szymon Orłowski	LRNSC	Senior	45										45
26=	Mike Dixon	CBNSC	SV60+									42		42
26=	Scott Dixon	BBU	Senior								42			42
28=	Jason Hendy	WBNSC	Senior	39										39
28=	Scott Cassidy	U/A	V40+							39				39
30=	Oliver Newman	Huntly	Senior									38		38
30=	Jack Davis-Black	Hyde Park	Senior	38										38
30=	Marcus Jenni	U/A	V40+					38						38
33=	Michael Hudson	RAF	V40+				37							37
33=	Jeremy Knight	CBNSC	SV60+									37		37
35=	Martin Roscoe	YDCCSC	V40+				35							35
35=	Lewis Clarke	U/A	Senior	35										35
35=	Andy Goodwin	RAF	V40+										35	35
38=	Sergey Zakharov	Hyde Park	Senior				34							34
38=	Jan Martinek	LRNSC	Senior	34										34
40	Lauro Franzese	LRNSC	SV60+	33										33
41=	Morten Brinchmann	LRNSC	V40+						32					32
41=	Bartosz Stasik	LRNSC	Senior							32				32
43	Ben Steere	LRNSC	V40+	28										28



= Category winner 2023

= Scottish race

= Race points not counting towards best four or five results

Senior, veteran and super-veteran female combined

Pos.	Name	Club	Category	Race 1 Hayes	Race 2 Huntly	Race 3 Clash	Race 4 Leeds	Race 5 Hayes	Race 6 Hayes	Race 7 Fife	Race 8 Huntly	Race 9 Glenmore	Race 10 Hayes	Total points
1	Beata Nowok	CBNSC	V40+	50	42	50	50		45	50	50	50	50	250
2	Marketa Hamilton	LRNSC	V40+				45	42	50		42	42		221
3	Hannah McHugh	Fife	Senior		45	42	42				45	45		219
4	Tabitha Williams	Canmore	Senior		50	45								95
5	Zara Stewart	BBU	Senior	45				45						90
6	Nicola Rennet	RAF	V40+						42				45	87
7	Mary Wray	LRNSC	SV60+	40									40	80
8	Glennis Dore	Hyde Park	SV60+	39									39	78
9	Holly Rees-Lay	Hyde Park	Senior					50						50
10	Posy Musgrave	Fife	Senior							45				45
11=	Louise Wendel	Hyde Park	Senior	42										42
11=	Dagmar Junghanns	LRNSC	V40+										42	42
13=	Emma Brant	Hyde Park	V40+				40							40
13=	Charlotte Narducci	BBU	Senior								40			40
15	Alex Spurway	U/A	Senior				39							39

	= Category winner 2023
	= Scottish race
37	= Race points not counting towards best four or five results

Para athletes, male and female combined, all ages

Pos.	Name	Club	Category	Race 1 Hayes	Race 2 Huntly	Race 3 Clash	Race 4 Leeds	Race 5 Hayes	Race 6 Hayes	Race 7 Fife	Race 8 Huntly	Race 9 Glenmore	Race 10 Hayes	Total points
1	Steven Currie	Fife	Sen/para		50	50	45			50				195
2	Steve Arnold	GB Para	Sen/para				50							50

- = Category winner 2023
- = Scottish race
- ~~37~~ = Race points not counting towards best four or five results